



**Küba SG industrial**

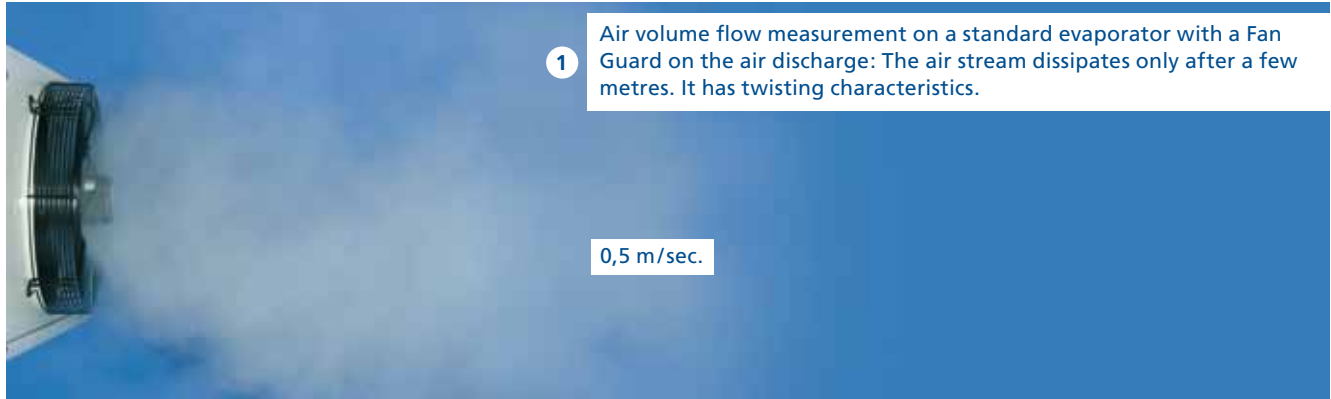




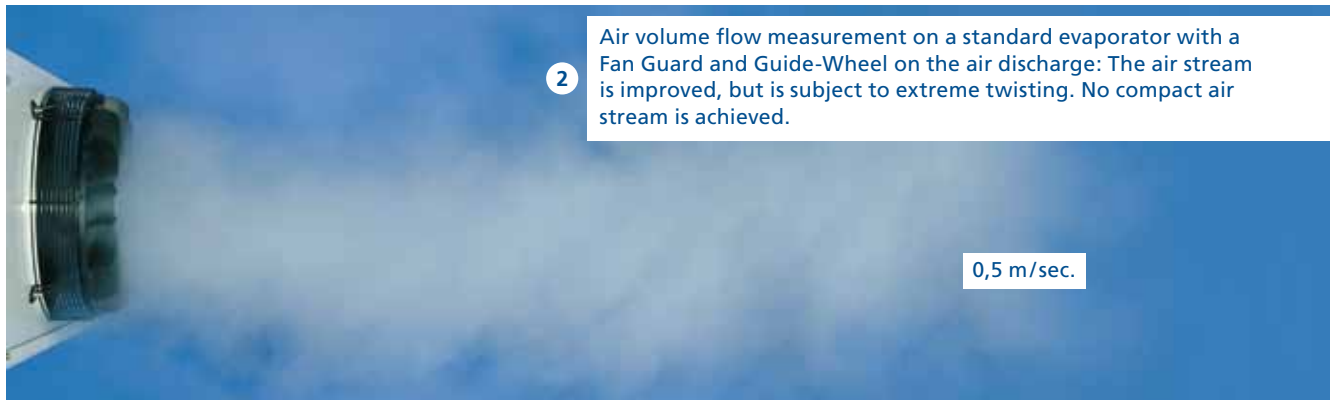
## Küba SG industrial: Specific Advantages

### What are the effects of a long air throw range?

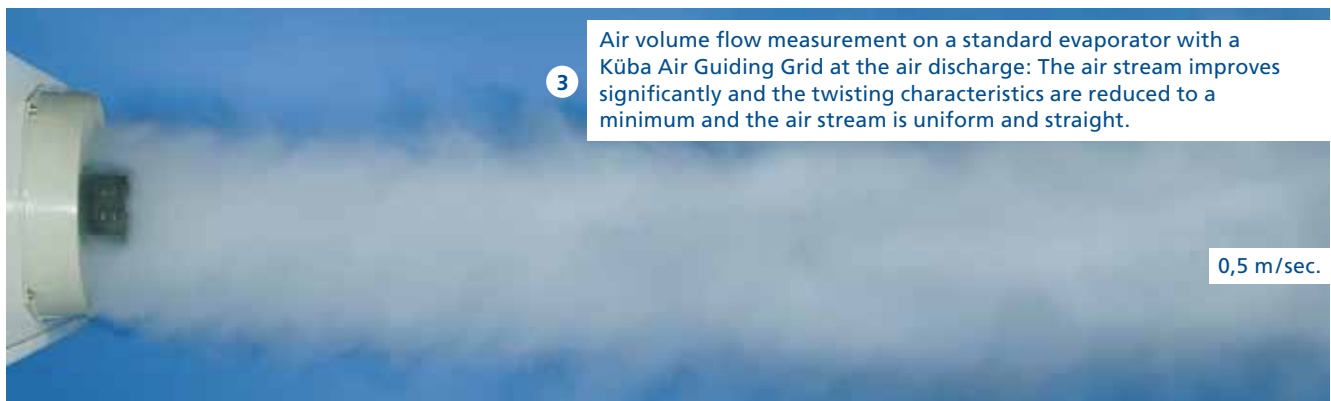
#### Fan Guard



#### Fan Guard and Guide-Wheel




#### Küba Air Guiding Grid



The illustration shows the Küba SG commercial line.  
The illustrations also apply to the Küba SG industrial line.

#### Air throw comparison at a nominal capacity of 5.95 kW





**Küba SG industrial: Specific Advantages**

**Goods stay at a uniform temperature due to improved air distribution**

Refrigeration in large, long cold storage areas can be realized with GEA Küba Air Coolers. Very long throw ranges can be achieved with the Air Guiding Grid. This allows the chilled air to reach the most remote corners of the cold storage area. When used in compliance with product specific stacking, room ventilation is trouble-free, and heat pockets are prevented.

**Clear advantages are:**

- Even air distribution
- Short cooling times
- Uniform product cooling
- No fluctuations in product temperatures
- Quality is retained

**Küba Air Guiding Grid** ➔ short cooling times

**Cooling curve comparison**

**Küba high performance SG Air Coolers**

**Without Küba Air Guiding Grid**

- Poor room ventilation
- Large differences in product temperatures: 6K
- Relatively long cooling times

**With Küba Air Guiding Grid**

- Better distribution of cooled air
- Products are cooled more evenly: 1K
- Short cooling times
- Lower temperature difference (DT1)
- Lower operational costs

Key:

- $t_0$  = Evaporating temperature at coil outlet
- $t_{0h}$  = Superheated temperature at coil outlet
- $t_{L1}$  = Air entry temperature into the Air Cooler

**Küba Air Guiding Grid** ➔ More uniform product temperatures

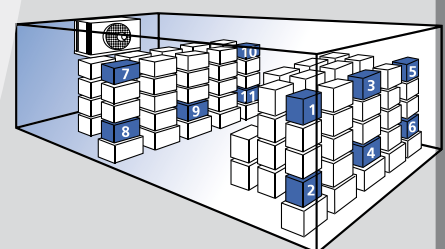
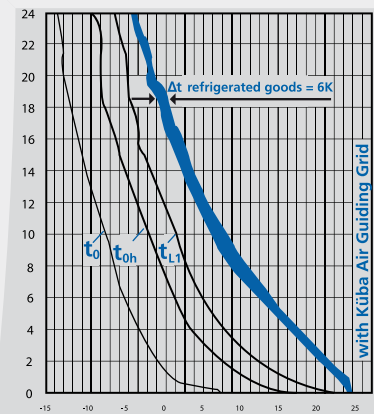
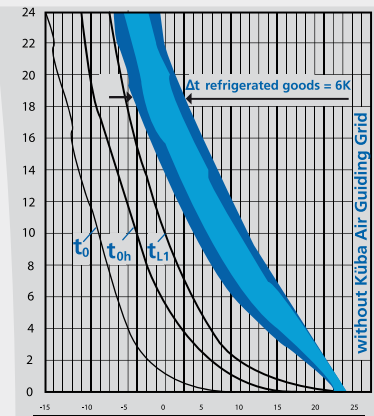
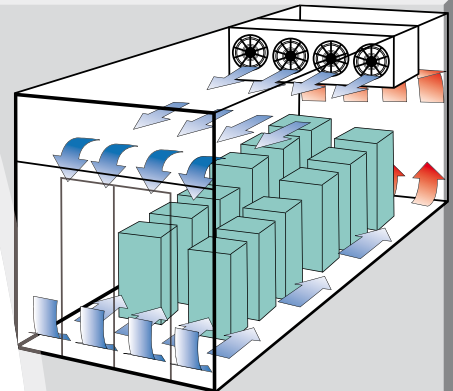
**Uniform product temperatures:**

As documented by the measurement series in the cold storage area

To perform the cooling curve comparison, a cold storage area was filled with stacks of goods. The measuring points 1-11 show the development of the product core temperature in relation to cooling time.

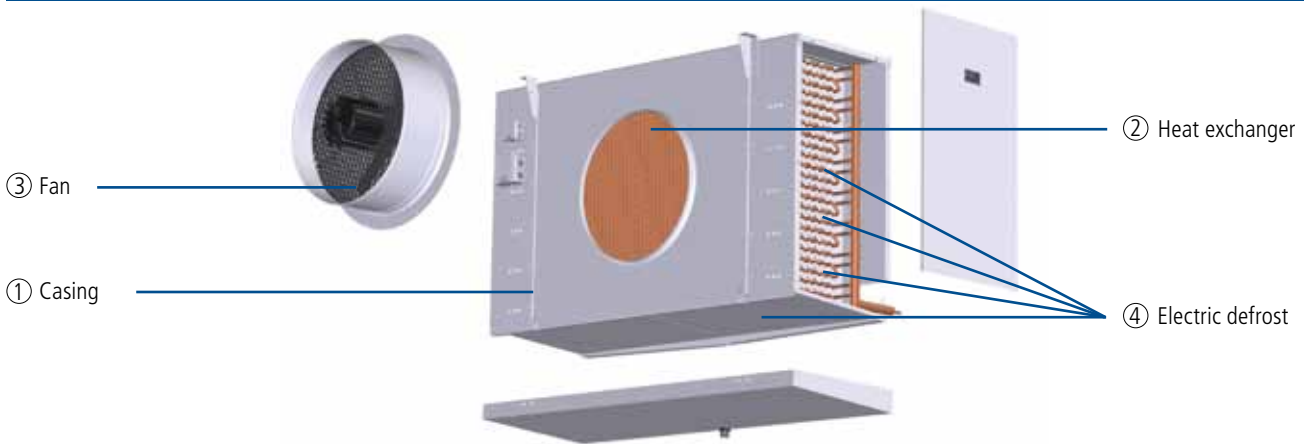
The starting conditions were identical in both trials – entry temperature 24 °C. For the cooler without an Air Guiding Grid, the temperature difference in the stack of goods after 21 hours cooling time was 6K.

The Küba SG with Air Guiding Grid achieved the outstanding result of only a 1K temperature difference.





**Construction**



**1. Casing**

- Smooth Sendzimir galvanised steel
- High-grade powder coating, papyrus white RAL 9018
  - Food safe
  - Easy to clean
  - Optimum corrosion protection
- Hinge-down drip tray and removable side panels
- Stainless steel mounting material
- Plastic drain up to 1 1/4", longer than 2", stainless steel

**2. Heat exchanger**

- Fin spacing
  - SGA.I: 4,5 mm
  - SGB.I: 7 mm
  - SGK.I: 12 mm
- Aligned tube arrangement, spacing 50 x 50 mm
- HFE® tube / fin system
- **SG industrial-F: HFC/CO<sub>2</sub>**  
Küba-CAL® refrigerant distributor from the entire HFC/CO<sub>2</sub> line (up to 32 bar)
  - Tubing: Cu-special
  - Fins: Al
  - End plates: Al
- **SG industrial-G: Glycol**  
Distributor tubes for multiple injections
  - Tubing: Cu-special
  - Fins: Al
  - End plates: Al
- **SG industrial-N: Pump operation, NH<sub>3</sub>**  
Distributor tubes for multiple injections
  - Tubing: VA
  - Fins: Al
  - End plates: Al

**3. Fans**

- Ø 500 / 560 / 630 / 710 / 800 mm
- With built-in protector to be connected on site

- Application range: -40 °C to +45 °C
- 400 ± 10% V-3~ 50Hz
- In the standard design the fans are equipped with Air Guiding Grid, air duct and contact protection.
- Protection class IP 66
- Insulation class F
- Operating data can be found with Küba Select or in the technical data.
- Optional Controller:
  - Phase control
  - Transformer
  - Delta / star
  - Frequency converter with all-pole sinusoidal filter

**⚠** Please observe the manufacturer's information.

**Motor label data (max. allowable value +40 °C)**  
50 Hz

	min <sup>-1</sup>	W	A
<b>SG. 50-F41-F85</b>	1400	800	1,40
<b>SG. 56-F41-F85</b>	1350	1400	2,50
<b>SG. 63-F41-F85</b>	880	680	1,60
<b>SG. 71-F41-F84</b>	900	1200	2,30
<b>SG. 80-F41-F84</b>	930	2200	3,50

**4. Electric defrost**

- 230 ± 10% V-1~ or 400 ± 10% V-3~ -Y
- Heaters with CrNi steel sleeve
- Vapour-tight connections
- Connector cable 1,5 mm<sup>2</sup> x 1000 mm
- Designed to defrost the heat exchanger quickly and evenly
- To prevent vapor build-up and to promote heat exchange with little loss, the heaters are mounted in special expanded tube sleeves
- Wired ready for connection to the connection box in accordance with VDE specifications



Technical Data (R404A)

SGB-F



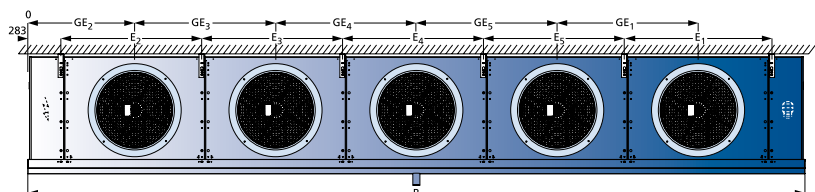
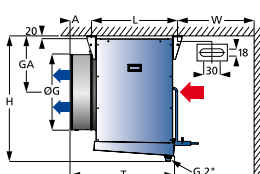
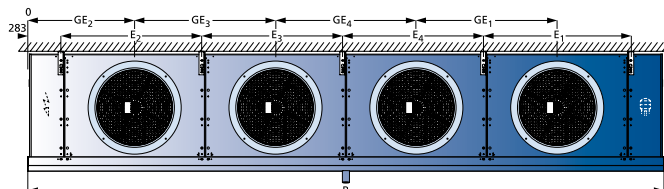
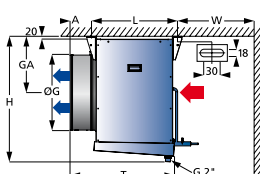
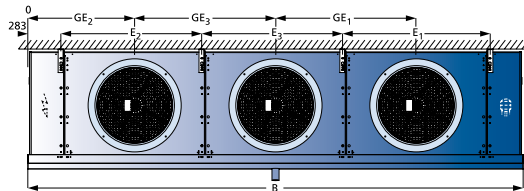
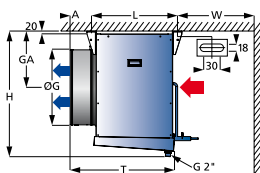
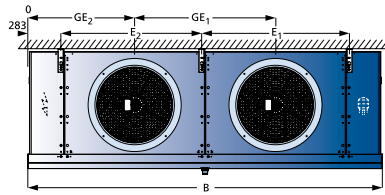
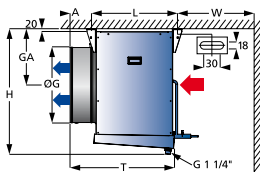
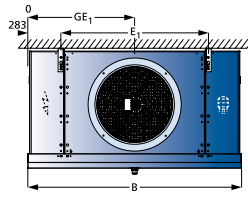
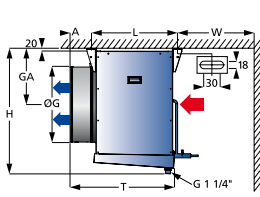
SGB(E)-F

Model		Rating Q <sub>0</sub> at 50 Hz		Surface	Air flow	Air throw		Tube volume	Connections			Per Fan 400 ± 10% V-3~ 50Hz (operating values at 50 Hz)		
		t <sub>li</sub> ± 0 °C DT1 = 8K	t <sub>li</sub> -18 °C DT1 = 7K			Inlet	Outlet		Blade	min <sup>-1</sup>	W	A		
SGB(E)														
		kW	kW	m <sup>2</sup>	m <sup>3</sup> /h	m	m	dm <sup>3</sup>	Ø mm	Ø mm	Ø mm	min <sup>-1</sup>	W	A
50-F41	⊗	7,9	6,3	36	6300	25	16	9	10	28	500	1390	657	1,32
50-F61	⊗	10,6	8,5	54	5900	25	16	13	10	28	500	1390	657	1,32
56-F41	⊗	10,5	8,5	48	7900	30	20	12	10	28	560	1338	813	1,78
56-F61	⊗	14,1	11,2	72	7500	30	20	17	15	35	560	1338	813	1,78
56-F81	⊗	16,5	13,1	97	7300	30	20	23	15	35	560	1338	813	1,78
63-F41	⊗	12,6	10,1	65	8600	35	23	16	15	28	630	919	539	1,38
63-F61	⊗	16,6	13,2	98	8400	35	23	23	22	35	630	919	539	1,38
63-F81	⊗	19,7	15,7	130	8200	35	23	31	22	35	630	919	539	1,38
71-F41	⊗	19,1	15,2	101	12300	45	27	24	15	35	710	940	1140	2,39
71-F61	⊗	25,1	20,1	152	12000	45	27	36	22	35	710	940	1140	2,39
71-F81	⊗	29,2	23,3	203	11600	45	27	48	22	42	710	940	1140	2,39
80-F41	⊗	26,3	21,1	118	20250	50	-	28	15	42	800	940	1630	3,46
80-F61	⊗	31,6	25,2	177	19350	50	-	42	22	42	800	940	1630	3,46
80-F81	⊗	38,6	30,8	236	18450	50	-	56	22	42	800	940	1630	3,46
50-F42	⊗⊗	15,8	12,6	72	12600	36	23	17	15	35	500	1390	657	1,32
50-F62	⊗⊗	21,3	17,1	109	11800	36	23	25	15	35	500	1390	657	1,32
56-F42	⊗⊗	21,1	16,8	96	15800	42	27	22	15	35	560	1338	813	1,78
56-F62	⊗⊗	28,1	22,5	145	15000	42	27	34	22	42	560	1338	813	1,78
56-F82	⊗⊗	32,8	26,2	193	14600	42	27	45	22	42	560	1338	813	1,78
63-F42	⊗⊗	25,3	20,2	130	17200	48	31	30	22	42	630	919	539	1,38
63-F62	⊗⊗	33,3	26,6	195	16800	48	31	45	22	42	630	919	539	1,38
63-F82	⊗⊗	39,5	31,6	260	16400	48	31	60	22	42	630	919	539	1,38
71-F42	⊗⊗	38,3	30,6	202	24600	61	37	46	22	42	710	940	1140	2,39
71-F62	⊗⊗	50,3	40,1	304	24000	61	37	70	28	54	710	940	1140	2,39
71-F82	⊗⊗	58,5	46,7	406	23200	61	37	93	28	54	710	940	1140	2,39
80-F42	⊗⊗	52,8	42,1	236	40500	66	-	54	22	54	800	940	1630	3,46
80-F62	⊗⊗	63,2	50,5	354	38700	66	-	82	2x22	2x42	800	940	1630	3,46
80-F82	⊗⊗	77,2	61,7	472	36900	66	-	108	2x22	2x42	800	940	1630	3,46
50-F43	⊗⊗⊗	23,7	19,0	109	18900	44	29	25	15	42	500	1390	657	1,32
50-F63	⊗⊗⊗	32,1	25,6	163	17700	44	29	37	22	42	500	1390	657	1,32
56-F43	⊗⊗⊗	31,7	25,3	145	23700	53	34	33	15	42	560	1338	813	1,78
56-F63	⊗⊗⊗	42,2	33,7	217	22500	53	34	50	22	42	560	1338	813	1,78

76



Dimensional Drawings



\* Note the differences in dimension for accessories!

The dimensions are only valid for the standard model design! When installing fans other than those listed in the „Technical data“, dimensions T and A are larger.

Sound power level  $L_{WA}$  [dB(A)]



Model	☪	☪ ☪	☪ ☪ ☪	☪ ☪ ☪ ☪	☪ ☪ ☪ ☪ ☪
SG 50	78	81	83	84	85
SG 56	85	88	90	91	92
SG 63	75	78	80	81	82
SG 70	87	90	92	93	–
SG 80	85	88	90	91	–



Dimensional Drawings, Electric Defrost, Weights

Size	Dimensions [mm]																Electrical defrost			Net weight							
	H	B	T	L	E <sub>1</sub>	E <sub>2</sub>	E <sub>3</sub>	E <sub>4</sub>	E <sub>5</sub>	A	W	W <sub>min</sub>	ØG	GA	GE <sub>1</sub>	GE <sub>2</sub>	GE <sub>3</sub>	GE <sub>4</sub>	GE <sub>5</sub>	Coil	Tray	Total	SGA	SGB	SGK	SGL	
	mm	mm	mm	mm	mm	mm	mm	mm	mm	mm	mm	mm	mm	mm	mm	mm	mm	mm	mm	mm	kW	kW	kW / *	kg	kg	kg	kg
50-41	720	1620	870	704	1054	-	-	-	-	190	500	860	518	329	783	-	-	-	-	4,78	2,29	7,07/1	130	122	119	117	
50-61	720	1620	870	704	1054	-	-	-	-	190	500	860	518	329	783	-	-	-	-	5,97	2,29	8,26/1	146	139	130	127	
56-41	920	1620	870	704	1054	-	-	-	-	190	550	860	576	429	783	-	-	-	-	6,69	2,29	8,98/1	163	152	149	146	
56-61	920	1620	870	704	1054	-	-	-	-	190	550	860	576	429	783	-	-	-	-	7,96	2,29	10,25/2	185	164	165	163	
56-81	920	1620	870	704	1054	-	-	-	-	190	550	860	576	429	783	-	-	-	-	10,51	2,29	12,8/2	214	192	184	180	
63-41	1020	1820	895	729	1254	-	-	-	-	190	600	960	639	479	883	-	-	-	-	9,16	2,60	11,76/2	205	192	186	182	
63-61	1020	1820	895	729	1254	-	-	-	-	190	600	960	639	479	883	-	-	-	-	10,31	2,60	12,91/2	236	215	208	203	
63-81	1020	1820	895	729	1254	-	-	-	-	190	600	960	639	479	883	-	-	-	-	13,74	2,60	16,34/2	269	241	232	225	
71-41	1325	2020	1040	757	1454	-	-	-	-	310	700	1340	734	629	983	-	-	-	-	14,30	2,87	17,17/2	286	264	257	251	
71-61	1325	2020	1040	757	1454	-	-	-	-	310	700	1340	734	629	983	-	-	-	-	15,60	2,87	18,47/2	334	301	290	281	
71-81	1325	2020	1040	757	1454	-	-	-	-	310	700	1340	734	629	983	-	-	-	-	22,10	2,87	24,97/2	387	343	328	317	
80-41	1535	2020	1130	757	1454	-	-	-	-	400	800	1340	804	729	983	-	-	-	-	16,90	2,87	19,77/2	352	309	301	295	
80-61	1535	2020	1130	757	1454	-	-	-	-	400	800	1340	804	729	983	-	-	-	-	18,20	2,87	21,07/2	401	353	341	331	
80-81	1535	2020	1130	757	1454	-	-	-	-	400	800	1340	804	729	983	-	-	-	-	26,00	2,87	28,87/2	452	400	384	370	
50-42	720	2620	870	704	2054	1000	-	-	-	190	500	860	518	329	1783	783	-	-	-	8,60	3,75	12,35/2	214	199	193	189	
50-62	720	2620	870	704	2054	1000	-	-	-	190	500	860	518	329	1783	783	-	-	-	10,80	3,75	14,55/2	247	223	216	210	
56-42	920	2620	870	704	2054	1000	-	-	-	190	550	860	576	429	1783	783	-	-	-	12,04	3,75	15,79/2	268	247	241	235	
56-62	920	2620	870	704	2054	1000	-	-	-	190	550	860	576	429	1783	783	-	-	-	14,40	3,75	18,15/2	313	282	271	268	
56-82	920	2620	870	704	2054	1000	-	-	-	190	550	860	576	429	1783	783	-	-	-	18,92	3,75	22,67/2	363	321	307	296	
63-42	1020	3020	895	729	2454	1200	-	-	-	190	600	960	639	479	2083	883	-	-	-	16,00	4,33	20,33/2	347	319	310	302	
63-62	1020	3020	895	729	2454	1200	-	-	-	190	600	960	639	479	2083	883	-	-	-	18,00	4,33	22,33/2	410	367	353	342	
63-82	1020	3020	895	729	2454	1200	-	-	-	190	600	960	639	479	2083	883	-	-	-	24,00	4,33	28,33/2	473	416	398	384	
71-42	1325	3420	1040	757	2854	1400	-	-	-	310	700	1340	734	629	2383	983	-	-	-	24,75	4,84	29,59/2	486	441	427	416	
71-62	1325	3420	1040	757	2854	1400	-	-	-	310	700	1340	734	629	2383	983	-	-	-	27,00	4,84	31,84/2	584	516	494	478	
71-82	1325	3420	1040	757	2854	1400	-	-	-	310	700	1340	734	629	2383	983	-	-	-	38,25	4,84	43,09/3	680	592	562	540	
80-42	1535	3420	1130	757	2854	1400	-	-	-	400	800	1340	804	729	2383	983	-	-	-	29,25	4,84	34,09/2	610	523	508	495	
80-62	1535	3420	1130	757	2854	1400	-	-	-	400	800	1340	804	729	2383	983	-	-	-	31,50	4,84	36,34/2	687	608	584	565	
80-82	1535	3420	1130	757	2854	1400	-	-	-	400	800	1340	804	729	2383	983	-	-	-	45,00	4,84	49,84/3	802	696	664	638	
50-43	720	3620	870	704	3054	1000	2000	-	-	190	500	860	518	329	2783	783	1783	-	-	13,00	5,20	18,2/2	302	278	270	264	
50-63	720	3620	870	704	3054	1000	2000	-	-	190	500	860	518	329	2783	783	1783	-	-	15,60	5,20	20,8/2	353	317	306	297	
56-43	920	3620	870	704	3054	1000	2000	-	-	190	550	860	576	429	2783	783	1783	-	-	18,20	5,20	23,4/2	377	345	335	327	
56-63	920	3620	870	704	3054	1000	2000	-	-	190	550	860	576	429	2783	783	1783	-	-	20,80	5,20	26/2	446	399	383	379	
56-83	920	3620	870	704	3054	1000	2000	-	-	190	550	860	576	429	2783	783	1783	-	-	28,60	5,20	33,8/3	519	454	433	417	
63-43	1020	4220	895	729	3654	1200	2400	-	-	190	600	960	639	479	3283	883	2083	-	-	23,84	5,96	29,8/2	490	447	490	422	
63-63	1020	4220	895	729	3654	1200	2400	-	-	190	600	960	639	479	3283	883	2083	-	-	26,82	5,96	32,78/2	583	517	583	481	
63-83	1020	4220	895	729	3654	1200	2400	-	-	190	600	960	639	479	3283	883	2083	-	-	35,76	5,96	41,72/3	679	594	680	544	
71-43	1325	4820	1040	757	4254	1400	2800	-	-	310	700	1340	734	629	3783	983	2383	-	-	37,84	6,88	44,27/3	704	637	701	599	
71-63	1325	4820	1040	757	4254	1400	2800	-	-	310	700	1340	734	629	3783	983	2383	-	-	41,28	6,88	47,64/3	847	746	710	688	
71-83	1325	4820	1040	757	4254	1400	2800	-	-	310	700	1340	734	629	3783	983	2383	-	-	58,48	6,88	64,49/4	999	866	997	790	
80-43	1535	4820	1130	757	4254	1400	2800	-	-	400	800	1340	804	729	3783	983	2383	-	-	44,72	6,88	51,01/3	886	755	732	712	
80-63	1535	4820	1130	757	4254	1400	2800	-	-	400	800	1340	804	729	3783	983	2383	-	-	48,16	6,88	54,38/3	999	880	844	815	
80-83	1535	4820	1130	757	4254	1400	2800	-	-	400	800	1340	804	729	3783	983	2383	-	-	68,80	6,88	74,6/4	1179	1021	973	933	
50-44	720	4620	870	704	4054	1000	2000	3000	-	190	500	860	518	329	3783	783	1783	2783	-	16,85	6,74	22,64/2	375	343	333	325	
50-64	720	4620	870	704	4054	1000	2000	3000	-	190	500	860	518	329	3783	783	1783	2783	-	20,22	6,74	25,82/2	441	393	378	366	
56-44	920	4620	870	704	4054	1000	2000	3000	-	190	550	860	576	429	3783	783	1783	2783	-	23,59	6,74	29/2	470	428	414	404	
56-64	920	4620	870	704	4054	1000	2000	3000	-	190	550	860	576	429	3783	783	1783	2783	-	26,96	6,74	32,18/2	560	497	476	470	
56-84	920	4620	870	704	4054	1000	2000	3000	-	190	550	860	576	429	3783	783	1783	2783	-	37,07	6,74	41,72/3	648	564	536	515	
63-44	1020	5420	895	729	4854	1200	2400	3600	-	190	600	960	639	479	4483	883	2083	3283	-	31,20	7,80	39/3	633	576	558	543	
63-64	1020	5420	895	729	4854	1200	2400	3600	-	190	600	960	639	479	4483	883	2083	3283	-	35,10	7,80	42,9/3	755	670	642	621	
63-84	1020	5420	895	729	4854	1200	2400	3600	-	190	600	960	639	479	4483	883	2083	3283	-	46,80	7,80	54,6/4	883	768	731	703	
71-44	1325	6220	1040	757	5654	1400	2800	4200	-	310	700	1340	734	629	5183	983	2383	3783	-	47,92	8,71	57,2/3	895	806	777	755	
71-64	1325	6220	1040	757	5654	1400	2800	4200	-	310	700	1340	734	629	5183	983	2383	3783	-	52,27	8,71	61,6/4	1084	949	905	872	
71-84	1325	6220	1040	757	5654	1400	2800	4200	-	310	700	1340	734	629	5183	983	2383	3783	-	74,05	8,71	83,6/4	1280	1101	1043	999	
80-44	1535	6220	113																								



**Versions**

**Motor versions**

**Normal refrigeration fan guard**  
 • V1.07

For certain applications, i.e. in small spaces and quick cooling rooms, the fan guard version is the right solution.

In this version, the design of the fan unit includes a contact safety grille without the Air Guiding Grid and air duct.




For alternative motor versions, see Küba Select or version overview, pg. 130

**Water/brine circulation**

- V2...  
 Tube circuitry and connections for water and brine are available.

**Alternative casing versions**

**Double insulated, hinge-down drip tray**   
 • V3.09

The double-shelled drip tray has 25 mm of insulation. The insulation prevents condensation water from building up on the bottom side of the tray and reduces the transfer of defrosting heat into the cold storage area.

**This changes the following dimensions:**

- Width B: +60 mm
- Height H: +30 mm
- Depth T: +30 mm

**Hinged fans**

- V3.10



To make the coolers easy to clean, the fans are mounted with stainless steel hinges.

**Defrost versions**

All GEA Küba Air Coolers are available with electric defrosting. See nomenclature, p. 72

**Hot gas defrost in the drip tray**

- Hot gas connection on both sides
- V4.01 Copper
- V4.02 Stainless steel



**Hot gas in the heat exchanger**

- V6.05 Hot gas connection on the heat exchanger



**Hot gas in the heat exchanger and in the drip tray, copper design with/without check valve**

- Hot gas connection on both sides
- V6.07 with check valve
- V6.08 without check valve



**Upon request:** additional defrosting circuit: for defrosting with hot gas. A separate circuit for the hot gas is integrated into the heat exchanger.

